



TABLE OF CONTENT

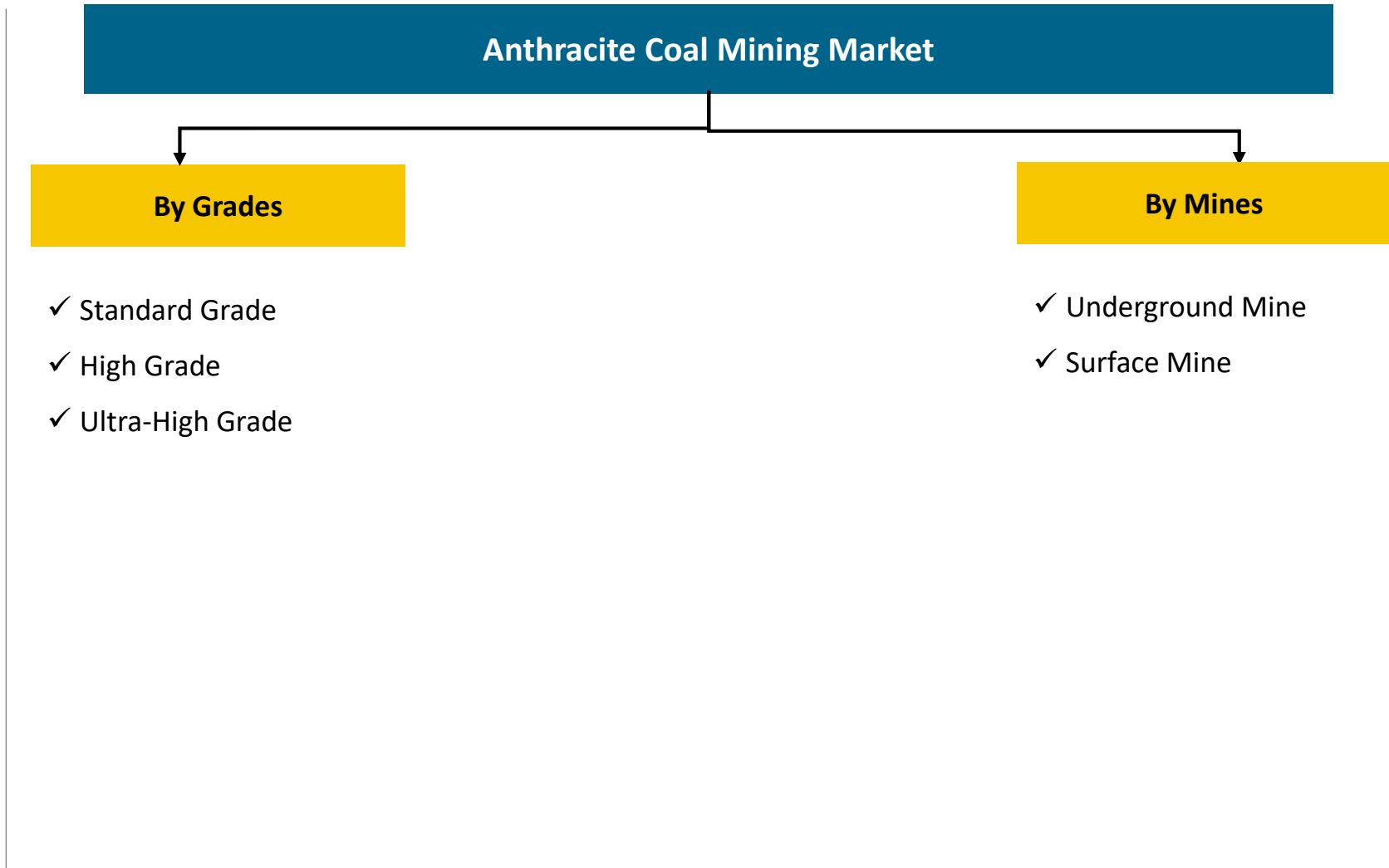
Anthracite Coal Mining

Global Market Analysis, Insights and Forecast, 2022-2029

Segmentation

By Geography

- ✓ North America
 - US
 - Canada
- ✓ Europe
 - United Kingdom
 - Russia
 - Poland
 - Kazakhstan
 - Ukraine
 - Rest of Europe
- ✓ Asia Pacific
 - China
 - India
 - Australia
 - Southeast Asia
 - Rest of Asia Pacific
- ✓ Latin America
 - Brazil
 - Mexico
 - Colombia
 - Rest of Latin America
- ✓ Middle East & Africa
 - G.C.C.
 - South Africa
 - Rest of Middle East & Africa



Key Research Objectives



- Market size (in value, volume) and growth rate by various segments at global and regional level for the 2018-2029 period, with 2018-2020 as historical data, **2021 as base year** and 2022-2029 as forecast period
- Overall market size (in value, volume) and growth rate for key countries for the 2018-2029 period
- Market dynamics – Market drivers, restraints, trends and opportunities
- Competitive analysis
- Profiles of key companies operating in the market
- Technological and market developments shaping the market
- Key insights

Table of Contents

1. Introduction

- 1.1. Research Scope
- 1.2. Market Segmentation
- 1.3. Research Methodology
- 1.4. Definitions and Assumptions

2. Executive Summary

3. Market Dynamics

- 3.1. Market Drivers
- 3.2. Market Restraints
- 3.3. Market Opportunities

4. Key Insights

- 4.1. Key Emerging Trends – For Major Countries
- 4.2. Latest Technological Advancement
- 4.3. Regulatory Landscape
- 4.4. Porters Five Forces Analysis

5. Qualitative Analysis – Impact of COVID-19

- 5.1. Impact of COVID-19 on the Anthracite Coal Mining Market
- 5.2. Steps Taken by the Government to Overcome the Impact
- 5.3. Key Developments by Industry Players in Response to COVID-19
- 5.4. Potential Opportunities and Challenges due to COVID-19 Outbreak

6. Global Anthracite Coal Mining Market Analysis (Metric Tonnes and USD Million), Insights and Forecast, 2018-2029

6.1. Key Findings / Summary

6.2. Market Analysis, Insights and Forecast – By Grades

- 6.2.1. Standard Grade
- 6.2.2. High Grade
- 6.2.3. Ultra-High Grade

6.3. Market Analysis, Insights and Forecast – By Mines

- 6.3.1. Underground Mine
- 6.3.2. Surface Mine

6.4. Market Analysis, Insights and Forecast – By Region

- 6.4.1. North America
- 6.4.2. Europe
- 6.4.3. Asia Pacific
- 6.4.4. Latin America
- 6.4.5. Middle East & Africa

7. North America Anthracite Coal Mining Market Analysis (Metric Tonnes and USD Million), Insights and Forecast, 2018-2029

7.1. Key Findings / Summary

7.2. Market Analysis, Insights and Forecast – By Grades

- 7.2.1. Standard Grade
- 7.2.2. High Grade

Table of Contents

7.2.3. Ultra-High Grade

7.3. Market Analysis, Insights and Forecast – By Mines

7.3.1. Underground Mine

7.3.2. Surface Mine

7.4. Market Analysis, Insights and Forecast – By Country

7.4.1. United States

7.4.2. Canada

8. Europe Anthracite Coal Mining Market Analysis (Metric Tonnes and USD Million), Insights and Forecast, 2018-2029

8.1. Key Findings / Summary

8.2. Market Analysis, Insights and Forecast – By Grades

8.2.1. Standard Grade

8.2.2. High Grade

8.2.3. Ultra-High Grade

8.3. Market Analysis, Insights and Forecast – By Mines

8.3.1. Underground Mine

8.3.2. Surface Mine

8.4. Market Analysis, Insights and Forecast – By Country

8.4.1. United Kingdom

8.4.2. Russia

8.4.3. Poland

8.4.4. Kazakhstan

8.4.5. Ukraine

8.4.6. Rest of Europe

9. Asia Pacific Anthracite Coal Mining Market Analysis (Metric Tonnes and USD Million), Insights and Forecast, 2018-2029

9.1. Key Findings / Summary

9.2. Market Analysis, Insights and Forecast – By Grades

9.2.1. Standard Grade

9.2.2. High Grade

9.2.3. Ultra-High Grade

9.3. Market Analysis, Insights and Forecast – By Mines

9.3.1. Underground Mine

9.3.2. Surface Mine

9.4. Market Analysis, Insights and Forecast – By Country

9.4.1. China

9.4.2. India

9.4.3. Australia

9.4.4. Southeast Asia

9.4.5. Rest of Asia Pacific

10. Latin America Anthracite Coal Mining Market Analysis (Metric Tonnes and USD Million), Insights and Forecast, 2018-2029

10.1. Key Findings / Summary

Table of Contents

10.2. Market Analysis, Insights and Forecast – By Grades

10.2.1. Standard Grade

10.2.2. High Grade

10.2.3. Ultra-High Grade

10.3. Market Analysis, Insights and Forecast – By Mines

10.3.1. Underground Mine

10.3.2. Surface Mine

10.4. Market Analysis, Insights and Forecast – By Country

10.4.1. Brazil

10.4.2. Mexico

10.4.3. Colombia

10.4.4. Rest of Latin America

11. Middle East & Africa Anthracite Coal Mining Market Analysis (Metric Tonnes and USD Million), Insights and Forecast, 2018-2029

11.1. Key Findings / Summary

11.2. Market Analysis, Insights and Forecast – By Grades

11.2.1. Standard Grade

11.2.2. High Grade

11.2.3. Ultra-High Grade

11.3. Market Analysis, Insights and Forecast – By Mines

11.3.1. Underground Mine

11.3.2. Surface Mine

11.4. Market Analysis, Insights and Forecast – By Country

11.4.1. G.C.C.

11.4.2. South Africa

11.4.3. Rest of Middle East & Africa

12. Competitive Analysis

12.1. Company Market Share Analysis, 2021

12.2. Company Profile

12.2.1. Bathurst Resources

12.2.1.1. Business Overview

12.2.1.2. Product & Service Offering

12.2.1.3. Overall Revenue

12.2.1.4. Geographic Presence

12.2.1.5. Recent Development

**Similar details will be provided for the following companies*

12.2.2. Cokal Ltd.

12.2.3. Carabella Resources Ltd.

12.2.4. TIGER REALMS COAL LIMITED

12.2.5. Jameson Resources

12.2.6. Aspire Mining Ltd.

Table of Contents

12.2.7. Aberdeen International Inc.

12.2.8. Blaschak Anthracite

12.2.9. ZINOJU COAL

12.2.10. Jeddo Coal Company

12.2.11. Sibanthracite Group

Sample Outputs



Sample Outputs

Table XX: Global Anthracite Coal Mining Revenue (MT, USD Million) Forecast, by Grades, 2018-2029

Grades	2018	2019	2020	2021	2022	2023	2024	2025	2026	2027	2028	2029	CAGR (2022-2029)
Standard Grade	XXX	XXX	XXX	XXX	XXX	XXX	XXX	XXX	XXX	XXX	XXX	XXX	XX%
High Grade	XXX	XXX	XXX	XXX	XXX	XXX	XXX	XXX	XXX	XXX	XXX	XXX	XX%
Ultra-High Grade	XXX	XXX	XXX	XXX	XXX	XXX	XXX	XXX	XXX	XXX	XXX	XXX	XX%
TOTAL	XXX	XXX	XXX	XXX	XXX	XXX	XXX	XXX	XXX	XXX	XXX	XXX	XX%

Sample Outputs

Table XX: Global Anthracite Coal Mining Revenue (MT, USD Million) Forecast, by Mines, 2018-2029

Mines	2018	2019	2020	2021	2022	2023	2024	2025	2026	2027	2028	2029	CAGR (2022-2029)
Underground Mine	XXX	XXX	XXX	XXX	XXX	XXX	XXX	XXX	XXX	XXX	XXX	XXX	XX%
Surface Mine	XXX	XXX	XXX	XXX	XXX	XXX	XXX	XXX	XXX	XXX	XXX	XXX	XX%
TOTAL	XXX	XXX	XXX	XXX	XXX	XXX	XXX	XXX	XXX	XXX	XXX	XXX	XX%

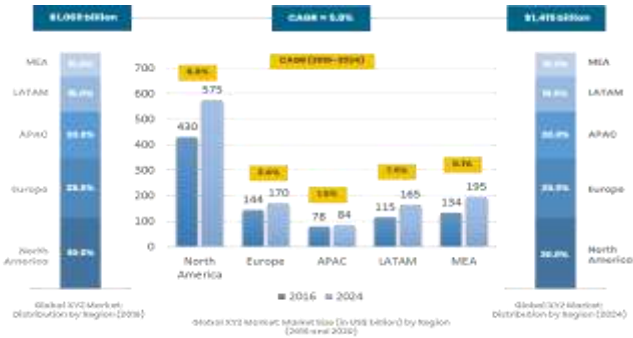
Sample Outputs

Table XX: Global Anthracite Coal Mining Revenue (MT, USD Million) Forecast, by Region, 2018-2029

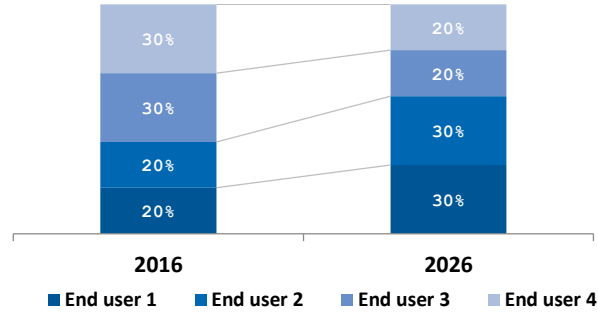
Region	2018	2019	2020	2021	2022	2023	2024	2025	2026	2027	2028	2029	CAGR (2022-2029)
North America	XXX	XXX	XXX	XXX	XXX	XXX	XXX	XXX	XXX	XXX	XXX	XXX	XX%
Europe	XXX	XXX	XXX	XXX	XXX	XXX	XXX	XXX	XXX	XXX	XXX	XXX	XX%
Asia Pacific	XXX	XXX	XXX	XXX	XXX	XXX	XXX	XXX	XXX	XXX	XXX	XXX	XX%
Latin America	XXX	XXX	XXX	XXX	XXX	XXX	XXX	XXX	XXX	XXX	XXX	XXX	XX%
Middle East and Africa	XXX	XXX	XXX	XXX	XXX	XXX	XXX	XXX	XXX	XXX	XXX	XXX	XX%
TOTAL	XXX	XXX	XXX	XXX	XXX	XXX	XXX	XXX	XXX	XXX	XXX	XXX	XX%

Sample Outputs


Market Revenues




End User of the Market by Vaccine Type



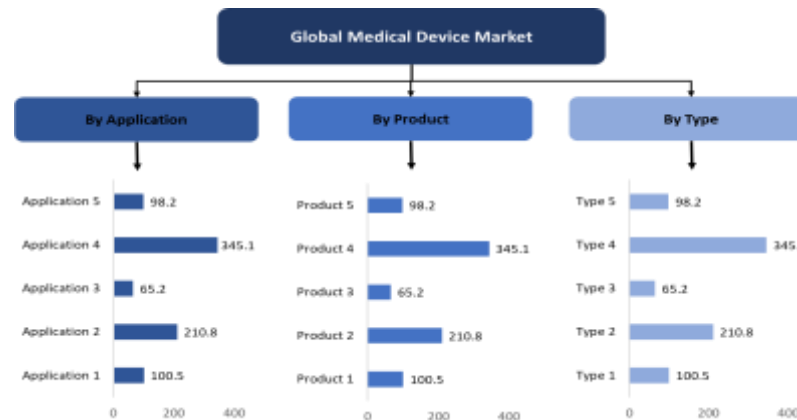
End User of the Market By Patient Age



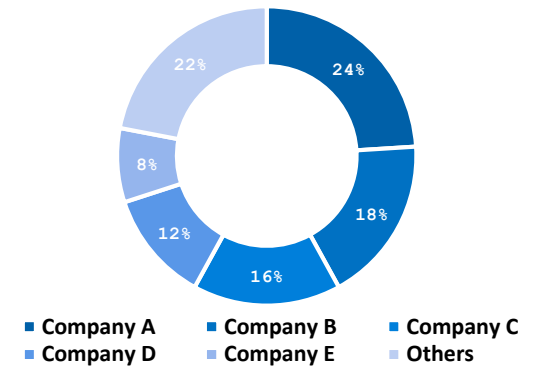
Market Share Analysis



Market End User



Market Share Analysis

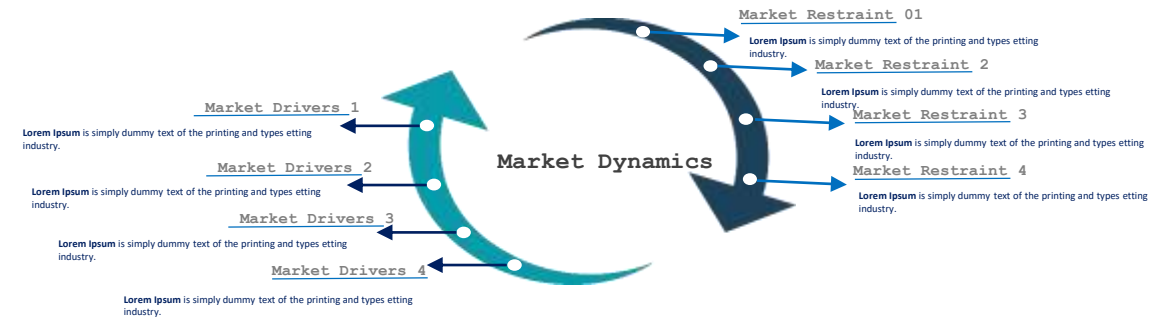


Sample Outputs

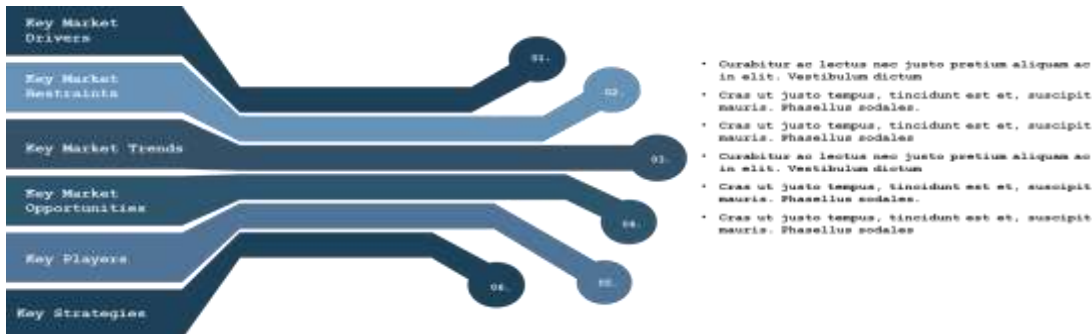
SWOT Analysis



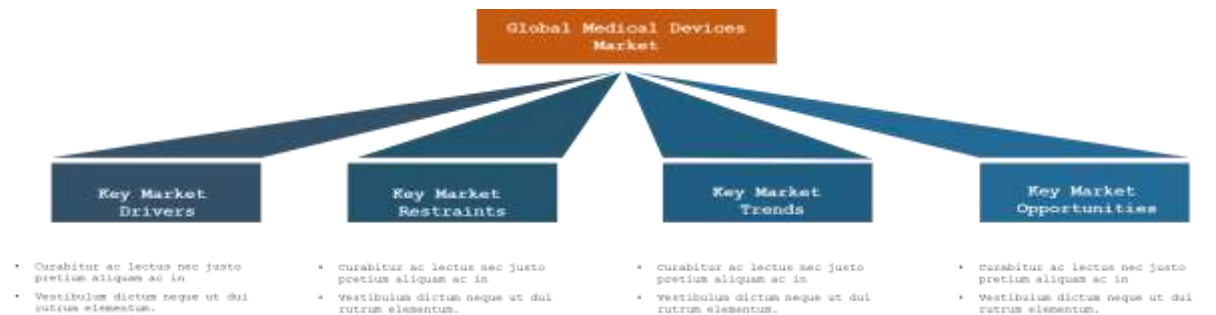
Market Dynamics



Market Summary



Company Profile



Sample Outputs

Strategic Recommendations

End User Strategy

- Lorem ipsum dolor sit amet, consectetur adipiscing elit.

Expansion

- Lorem ipsum dolor sit amet, consectetur adipiscing elit.



Innovation

- Lorem ipsum dolor sit amet, consectetur adipiscing elit.

Partnership

- Lorem ipsum dolor sit amet, consectetur adipiscing elit.

Strategic Recommendations



- Lorem ipsum dolor sit amet, consectetur adipiscing elit.
- Aenean et lacus nec nibh condimentum molestie sed at purus.
- Lorem ipsum dolor sit amet, consectetur adipiscing elit.
- Aenean et lacus nec nibh condimentum molestie sed at purus.
- Lorem ipsum dolor sit amet, consectetur adipiscing elit.
- Aenean et lacus nec nibh condimentum molestie sed at purus.
- Lorem ipsum dolor sit amet, consectetur adipiscing elit.
- Aenean et lacus nec nibh condimentum molestie sed at purus.
- Lorem ipsum dolor sit amet, consectetur adipiscing elit.
- Aenean et lacus nec nibh condimentum molestie sed at purus.

Key Insights

Applied SWOT Analysis

Opportunities

- Lorem ipsum dolor sit amet, consectetur adipiscing elit.

Threats

- Lorem ipsum dolor sit amet, consectetur adipiscing elit.

Strengths

- Lorem ipsum dolor sit amet, consectetur adipiscing elit.

Weakness

- Lorem ipsum dolor sit amet, consectetur adipiscing elit.

Attack Strategy

- Lorem ipsum dolor sit amet, consectetur adipiscing elit.

Reinforce Strategy

- Lorem ipsum dolor sit amet, consectetur adipiscing elit.

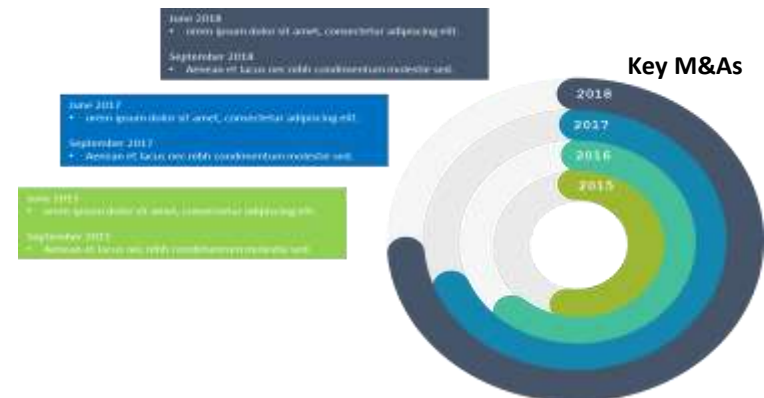
Develop Strategy

- Lorem ipsum dolor sit amet, consectetur adipiscing elit.

Avoid Strategy

- Lorem ipsum dolor sit amet, consectetur adipiscing elit.

Key Insights



About Fortune Business Insights

- Fortune Business Insights, a new advent in the market research and consulting industry, provides you with deliverables, data and insights that will assist you in building an efficient strategy to stand out from the crowd.
- As one of the top report publishers in the business world, we are dedicated towards providing companies with accurate market intelligence and strategic insights so that they can have an edge over their competition
- The deliverables developed by Fortune Business Insights are based on research that covers a magnitude of factors such as market, economic and technological developments and a detailed study of market segments. These reports are generated through extensive secondary research of credible sources, company statistics and government reports and primary research with the major supply-side and demand-side stakeholders in the respective market.
- The reports we publish incorporate in-depth market analysis and forecasts; factors impacting the market growth; comprehensive information about competitors and key market insights that will aid you to make strategic decisions.
- Our aim is to help businesses by providing strategic insights about the industry, its dynamics and the multifaceted prospects and we endeavor to build reports that are backed by a thorough study of different market segments, suppliers and end user behavior. Our reports will help you to identify the key areas of expansion and understand new business opportunities through up-to-date information and analysis of trends in established as well emerging markets.
- Fortune Business Insights provides you with impeccable insights, aiding you in penetrating or expanding in the market with a precision.

About Fortune Business Insights

Notes

- ✓ Please note that the table of contents (TOC) and its components such as list of companies, key insights, etc. is subject to revisions during the course of the research.
- ✓ Market segmentation is tentative and subject to revisions during the course of the research.
- ✓ Data or analysis in relation to revenues and profits of companies is subject to availability of the data through public domain (annual reports, investor presentations, etc.) or insights gathered during primary research.
- ✓ The countries covered under various regions are subject to change based on the data availability and scope of the market during the course of the research.
- ✓ The list of companies included in the TOC is tentative and can be revised, companies can be added based on request.

Disclaimer

- ✓ The publication is solely for our customers' internal use. It is acknowledged by our customer, by placing the order that no part of this strategic business/market analysis service is for general publication or disclosure to third party.
- ✓ Fortune Business Insights does not make any warranty for the accuracy of the data as these are primarily based on interviews and therefore, liable for fluctuation. Also, Fortune Business Insights does not take responsibility for incorrect information supplied by manufacturers or users.
- ✓ Any resale, lending, disclosure or reproduction of this publication can only be made with prior written permission from Fortune Business Insights.
- ✓ Transmission and/or reproduction of this document by any means or in any form (includes photocopying, mechanical, electronic, recording or otherwise) is prohibited without permission of Fortune Business Insights.

Our Clients

stryker

FERRERO

SAMSUNG

HONDA
The Power of Dreams

Schlumberger

McKinsey
& Company

abbvie

samyang

yahoo!

AIRBUS

ABB

 **UBS**

Pfizer

KPMG

BAIN
& COMPANY


 **TOYOTA**


SUMITOMO PRECISION
PRODUCTS CO., LTD.


Unilever

SIEMENS
Healthineers

 **FUJI OIL**

 SoftBank

 **accenture**

HITACHI


DOW

AMGEN

 Health
Canada


DELL


HYUNDAI


gm


DAIKIN


Roche

BCG

TOSHIBA

 Gallagher

 **LG Chem**

SKF

Johnson & Johnson

 **RMIT**
UNIVERSITY

L.E.K.

Deloitte.

BASF


DUPONT

REGISTERED OFFICE

Fortune Business Insights Pvt. Ltd.

308, Supreme Headquarters,
Survey No. 36, Baner,
Pune-Bangalore Highway,
Pune - 411045, Maharashtra, India.

sales@fortunebusinessinsights.com

US : +1 424 253 0390

UK : +44 2071 939123

APAC : +91 744 740 1245

Thank You